




CPPG COLORED PENCIL POINTS



President's Message — Mattea Truppe

Did you see the beautiful artwork hanging from our May Judged Show in Lake Minoa? A great big Thank you to Cathy Stone and her team for the years of dedication to handling the show and making it successful for all to enjoy. Thank you to Victoria Peterson for stepping up to take the Judged Show chair.

Were you on the bus to see The Chihuly Glass Collection, the Morean Glass Studio, the glass blowing demonstration, lunch and shopping at Mazzaro's Italian Market? It was a fun inspirational trip, many thanks to Jane Bowman for putting it together for us.

Speaking of food.... Did you know that Tempe Garriott needs to retire from her position as hospitality team leader. We need someone to take over for her. I will bring a bag of CHIPS AHOY! That might be the only item on our back table! Seriously, we need someone who will make our hospitality table as welcoming as Tempe and her team did. Please let Jane Bowman know you are interested in this position.

Recently I read an article in Medical News today online: Taking up engaging hobbies may help your

brain! Taking up a new hobby can be mentally stimulating and a way to exercise the brain in new ways. Hobbies that require coordination or dexterity will activate a person's motor skills. Drawing and painting are included. Exercising the brain may help improve brain function and boost connectivity between the different areas of your brain. This may help protect the brain from age-related degeneration. Stick with those exercises that bring you the most enjoyment or reward. I pick using my color pencils and attending Workshops with you!

Fortune cookie "When love and skill work together, expect a masterpiece".
See you soon. Mattea Truppe

Rohan Display Wall

The colored pencil exhibit on display at Rohan Recreation Center will be changed out at the monthly workshop on Wednesday, June 19th. The space is dedicated to CPPG paintings and is an opportunity for members to show our work to the public. Because this display is not judged, paintings need not be original, may have been produced in a workshop or class, and have no limit as to the age of the work.

All are invited to participate and may register at drop-off on June 19th. Members who currently have hanging artwork, may pick it up at any time during the workshop, 9:30-11:30 a.m. Questions may be directed to Pat Buckert 269-217-6161, or Jane Bowman 352-750-5484.

Hospitality Committee

Hospitality volunteers are needed. Four teams of one or two people are needed to provide treats for the membership meetings for the months of June, August, October, or November, your choice. You will have a budget of \$75 to purchase food and set it up in the meeting room and clean up afterward.

Also needed is one person to store the supplies (plates, napkins, platters, tableware) needed for setting up treats for each meeting. This person will be responsible for getting supplies to the meetings and returning them to storage, but not purchasing, preparing, or setting up the food. Any purchases to replenish supplies will be reimbursed.

We all enjoy the treats provided during meetings and we will miss them if no volunteers are found. Please respond to Jane Bowman if interested: 352-750-5484.

Beginners Group – Pat Buckert

Calling all new members and beginners.

After our business meeting at La Hacienda there will be a short meeting for all new members and beginners that would like to learn more about CPPG. Several of our members will meet with you and answer questions you might have about the guild. We will always be available to mentor you should you need us.

A table will be set aside after the meeting. Please feel free to join us. We can help you navigate through the guild. This will be a short 15-20-minute meeting. We look forward to meeting you!

Also, some of the members go to Ruby Tuesdays for lunch after the meeting. You are welcome to join us, just sign your name on the signup sheet as you come into the meeting. If you have any questions please see me, Pat Buckert.

Do You Know – Cathy Stone

There is another method for blending your colored pencil layers besides the ones we all know: layering multiple colors, colorless blender, burnishing with a similar color, blending with cotton pads, blending with odorless mineral spirits and even blending with Vaseline.

The Icarus Drawing Board was invented by Ester Roi. It is a heated drawing board made in the United States and can be used with wax-based mediums like colored pencils, crayons, and pastels. The board has a warm zone that can reach 100-120°F. The Icarus board can be used with a variety of papers and boards. It can be secured vertically on an easel or used horizontally on a desk. The drawing board has a warm zone and a cool zone. When colored pencils are used in a warm zone, the waxy core becomes warm and softer. This allows easier blending, mixing, and covering larger areas more quickly. When the drawing is moved to the cool zone, the pencil medium returns to its original hardness.

Icarus Drawing Board

Two Models to choose from!



Icarus drawing boards are available commercially for between \$370 and \$420. This is financially out of reach for most colored pencil artists. However, if you own a heating pad with a temperature controller, you can try the technique easily.

You can try these steps to make your own heated drawing board: Use a heated pad that can reach 100-120°F (38-49°C). Place a piece of thin plexiglass on top of the heated pad. Place your usual paper or board medium on the plexiglass and enjoy layering multiple colors on a heated surface! Be aware that you will use the pencil medium more quickly.

Membership Count – Angie Fox

I'm excited to announce that last month we welcomed three wonderful new members to what I consider the best group in The Villages: Sue Gillman, Wendy Mobley, and Carol Rosenberg. Welcome to our community!

However, it's with a heavy heart that I share the news of the loss of two of our long-time honorary members, Laural Krizek who has passed and Sondr Dwiggin who is in an assisted living and not able to enjoy participating in colored pencil. They will be greatly missed.

As we look ahead to 2025, it's time to renew our memberships. You can download the membership application [HERE](#) and either mail it to me, drop it off at my home, or bring it to the next meeting. My address is 2889 Evinston Court, Village of Sanibel, 32163.

I'm looking forward to all the great things 2025 has in store for us!

Programs – Pat Buckert

You won't want to miss this one!

Mary Tougas will be demonstrating how to paint a strawberry! You are invited to work along with Mary.

If you would like to create your own strawberry, please bring the following items: Clip board or drawing board, Artist Tape, kneaded eraser, clean dry brush and stylus or ballpoint pen.

Prismacolor Pencils: White 938, Crimson Red 924, Scarlet Lake 923, Tuscan Red 937, Dark Green 908, Limepeel 1005, Kelp Green 1090, Canary Yellow 916.

See you at the meeting- on June 12th, La_Hacienda 9:00 a.m. for social time and the meeting will start at 9:30.

Colored Pencil Cruise 2025 – Peter Kushner



Art by Bonny Snowdon

Classes, Seminars and Workshops offered during 3 days at sea

**Guest instructors:
Bonny Snowdon
and Pat Letine**



Art by Pat Letine



Itinerary

- Day 1 Saturday March 29 –Port Canaveral Depart: 3:30 PM
- Day 2 Sunday March 30 – At Sea
- Day 3 Monday March 31 – Puerto Plata, Dominican Republic
- Day 4 Tuesday April 1 – San Juan, Puerto Rico
- Day 5 Wednesday April 2 – Philipsburg, St Maarten
- Day 6 Thursday April 3 – At Sea
- Day 7 Friday April 4 – At Sea
- Day 8 Saturday April 5 – Arrive back at Port Canaveral



REGISTER NOW:
Scan the barcode
or follow the link
to register!

Cruise Questions:
sheryls@gotravel.com

Art Questions:
peterkushner@me.com

https://gotravelinc.formstack.com/forms/pencil_art_2025

Travel arrangements by



Scholarships/Tuition Reimbursement Fund – Mattea Truppe

Want to take a colored pencil related class but it's not in your budget? The NKMSF is for you. This scholarship was set up in honor of Nan Klein, who was the original founder of CPPG. It is for members that would like to take a local, colored pencil class and need financial help with tuition and/or material costs. An application form is click here. In our website you can find it under /forms /Tuition Assistance form Once

completed the application should be sent to Mattea Truppe or Andrea Leopold. Their contact information is on the form. All applications and approvals will remain confidential.

It is funded by the magazine table womaned by Ruth Paul at our monthly La Hacienda meetings. There you can purchase used art magazines and help your fellow artists.


Judge Show – Winners of May - Victoria Peterson

Please join me in congratulating the May 2024 Judged Show winners.

First Place - "Mine!" by Sue Franz



Second Place - "Key West Beauty" by Charlene Chapman



Third Place - "Pretty Bird" by Ellen Miller



Fourth Place - "Gracie" by Kathy Enos



Honorable Mention - "Forest Floor II" by Victoria Peterson



Library – Lynn Locke

Please do not miss the June Meeting... New books have arrived! I haven't had the opportunity to update our list of books but will ensure an updated list is included in the next newsletter. So please come to the meeting and see what the new books are! We have more watercolor pencil books. We have also purchased two copies of "Realistic Animals in Colored Pencil" by Bonny Snowdon! Please see the book review below for a description of her book.

Bonny Snowdon is the go-to artist for colored pencil and will be teaching at our 2025 Colored Pencil Cruise on the Celebrity Equinox from March 29 - April 5, 2025. Bonny was the Colored Pencil Magazine's Artist of the Year for 2020. "Realistic Animals in Colored Pencil" by Bonny is a great colored pencil book. She demonstrates how to draw your favorite animals in detail and photorealism in vibrant colored pencil. You will learn how to blend, burnish, layering and more. She gives helpful hints in colored pencil painting animal fur, hair, eyes and tongues. There are 5 step-by step projects: kitten, Labrador Retrievers, zebras a peacock and horses. If you love to paint animals using colored pencil, this is the book for you!

For an updated list of books in our library, please go to the CPPG website. Click Resource, then click Library.

For any questions or further information, please call or text Lynn Locke, our librarian, at 203-623-6370 or email Lynn at lynnlocke54@gmail.com.

Please do not miss the June Meeting... New books have arrived! I haven't had the opportunity to update our list of books but will ensure an updated list is included in the next newsletter. So please come to the meeting and see what the new books are! We have more watercolor pencil books. We have also purchased 2 copies of "Realistic Animals in Colored Pencil" by Bonny Snowdon! Please see the book review below for a description of her book.

Bonny Snowdon is the go-to artist for colored pencil and will be teaching at our 2025 Colored Pencil Cruise on the Celebrity Equinox from March 29 - April 5, 2025. Bonny was the Colored Pencil Magazine's Artist of the Year for 2020. "Realistic Animals in Colored Pencil" by Bonny is a great colored pencil book. She demonstrates how to draw your favorite animals in detail and photorealism in vibrant colored pencil. You will learn how to blend, burnish, layering and more. She gives helpful hints in colored pencil painting animal fur, hair, eyes and tongues. There are 5 step-by step projects: kitten, Labrador Retrievers, zebras a peacock and horses. If you love to paint animals using colored pencil, this is the book for you!

For an updated list of books in our library, please go to the CPPG website. Click Resource, then click Library.

For any questions or further information, please call or text Lynn Locke, our librarian, at 203-623-6370 or email Lynn at lynnlocke54@gmail.com.

Workshops

Everglades – Mattea Truppe

On the third Thursday at Everglades Rec Center, we have a workshop from 1-3. There, we work on our own projects, observe and ask options of fellow artists, and enjoy each other's company. Next meeting is June 18th, see you there, bring a friend.

Laurel Manor – Pat Buckert

Laurel Manor workshop is held from 9 – 11:30 on the first and third Monday of the month. We look forward to seeing you there working on your projects. Everyone is welcome to attend the workshops. If you are a beginner and looking for some help with your project, please come and we will be happy to help you. There is always an experienced artist there to assist with any questions you might have. On the third Monday of the month, we try to have a demonstration or some tips that may help you in your journey with your colored pencil work.

Even if you just sit and work on your art you will learn something new just by listening ~~listening~~ or talking with the other artists that attend.

Rohan – Victoria Peterson

Rohan workshop will be held on the 19th of June from 9:30 to 11:15. All levels are welcome. Bring your own projects and ask questions you may have or just come to work and socialize.

Lake Okahumpka – Meg Hay/Peter Kushner

We meet at Lake Okahumpka Recreation Center on the third Friday of each month. We look forward to seeing CPPG members on Friday, June 21 from 1 to 3 pm, in the art room at Lake Okahumpka. This recreation center is 2 miles south of Brownwood Square at the entrance to the Village of St. Johns. If the weather cooperates, you are welcome to sit outside on the screened in lanai, with its nice view of the lake. Be sure and bring a seat cushion as the chairs outside are not very comfortable. Your hosts at this workshop are Peter Kushner and Meg Hay.

Featured Artist Robin Snyder – Bob Galbraith

I am still pretty new to colored pencils. My medium of choice had always been watercolors. When I took a three day seminar here in The Villages I fell in love with colored pencils. I loved the way I could layer the colors to create my own colors just as I did with watercolors. Unlike watercolors, the pencils give me the ability to do intricate details. My favorite subjects are close


ups of flowers and things in nature. I have done still life paintings and children's portraits are also favorite subjects. What draws me to choose a subject may be the contrast of lights and darks as in the lotus and Shasta Daisy paintings. Also, I look for how the light affects the subject like the sun shining behind the leaves illuminating them in the crabapple tree. I found the sunflower interesting because it was past its prime but still beautiful. The light illuminating some of the petals from behind was also interesting to me. The reflections and the depth of various things in the water also interested me in painting the Lotus along with the subtle colors of the flower against the dark water.




The Iris




Shasta Daisies



The Sunflower



The Crabapple Tree



The Lotus

Calendar – Mattea Truppe

Date	Place	Team leads
June 3, Monday 9:00 a.m.	Laurel Manor Rec Center Workshop	Pat Buckert & Jane Stankewicz
June 07, Friday 10:00 a.m.	Bridgeport Rec Center Planning Meeting	All team leads & Officers
June 12, Wednesday 9:00 a.m.	La Hacienda Rec Center Monthly Meeting	All Members
June 17, Monday 9:00 a.m.	Laurel Manor Rec Center Workshop	Pat Buckert & Jane Stankewicz
June 19, Wednesday 9:30 a.m.	Rohan Rec Center Workshop	Victoria Peterson
June 20, Thursday 10::00 AM	TooJays - Program Meeting	Pat Buckert & Program Team
June 20, Thursday 1:00 p.m.	Everglades Rec Center Workshop	Mattea Truppe
June 21, Friday 1:00 pm	Lake Okahumpka Rec Center Workshop	Meg Hay & Peter Kushner
June 26, Wednesday 9:30 a.m.	Lake Miona Rec Center	Barbara Perron & Mary Tougas
July Enjoy the Summer	Planning Meeting Canceled for July	
	Monthly General Meeting Canceled for July	
	Program Meeting Canceled for July	

Executive Board

President	Mattea Truppe	truppemat@gmail.com	(201) 410-1376
Vice President	Paula Buttel	pbuttel@sbcglobal.net	(708) 935-8884
Treasurer	Andrea Leopold	58andleo@gmail.com	(317) 903-8879
Secretary	Margaret (Meg) Hay	hay4@sbcglobal.net	(317) 529-6575
Past President	Mary Tougas	tougasfm@gmail.com	(507) 381-3328
Past President	Diane Dumas	ddumas100@comcast.net	(508) 851-4811
Past President	Renee Conboy	reneeconboy@gmail.com	(352) 259-3801

Last page Services & Classes provided by Members – open to all Members

Create Original Art

I am offering a class to encourage members to create their own original artwork. We will be setting up still-life situations based on the interests of each student and demonstrating options for set-up, composition, camera angles, and lighting.

The cost is \$25 for 5 hours in my studio at 3637 Conservation Trail. I hope to have 5 or fewer students. You will need to bring:

- Your computer or iPad
- Your camera or phone, if it is linked to your computer so you can download your pictures.
- Items that interest you for a still-life (bring more than you think you will use)
- Any photos you have already taken that you would like to turn into original art
- lunch

Dates are:

June 5th 9-2 (one day class) or June 11th 9-2 (one day class)

Please contact Victoria Peterson for info and questions or to sign up.

victoriapeterson2000@yahoo.com

603 721 1714

Education – Pat Buckert

The Enrichment Academy

Catalog for next semester is available at recreation centers and online.

Classes sell out quickly, so register early.

Fundamentals of Drawing

Taught by Peter Kushner and Mary Tougas

Tuesdays: 8/27 – 9/24/24 9:00 – 11:30 at Lake Miona.

Introduction to Colored Pencil 1

Taught by Meg Hay and Peter Kushner.

Learn the basics of Colored Pencil painting. Layer and blend with pencils as you create your own finished colored pencil artwork. Then learn to transform your finished art into personalized greeting cards. No art experience needed. Two experienced colored pencil artists to provide individual instruction, demonstration and written lessons printed to explain all class instructions. There will be an additional fee of \$15 payable at the first class to cover the cost of the instructional manual. Course supplies are

online as well as description and registration receipt. Fee is \$100 for residents.

- Tuesday 8/27 – 9/24 Eisenhower 1:30 – 4:00

Introduction to Colored Pencil 2

Taught by Mary Tougas and Peter Kushner

Using the skills learned from the Level 1 Course, students will learn to use the Color Wheel, the importance of Highlights and Shadows, Burnishing, Embossing and Dusting while creating your own Colored Pencil artwork pieces. Layer and blend with pencils as you create your own finished colored pencil artwork. Two experienced colored pencil artists to provide individual attention to assist your learning. Demonstrations and written lessons explain all class instruction. Prerequisite is Colored Pencil Level 1 course. There will be an additional fee of \$15 payable at the first class to cover the cost of the instructional manual. Course supplies, description and registration receipt are online. Fee is \$100 for residents.

- Tuesday 5/14-6/11 Eisenhower 1:30 – 4:00

Colored Pencil 3

Taught by Meg Hay and Pat Buckert

- Spring 2025 (tentive)
-

Fundamentals of Watercolor Pencils

Taught by Ellen Miller and Meg Hay

- January 2025 (tentative)

The Village Art Center

Rock, Paper, Scissors with Janelle Johnson

- October 21 and 23 9am-4pm
- This is your chance to learn how to realistically paint rope, metal, rust and metallic on suede board or any other paper you would like.
- Registration is open and you can go to villageartworkshops.com to register and get the supply list.
- \$210 payable to Wanda Boyd
- Janelle will be bringing suede board with her. \$10 additional fee payable to Janelle at workshop.

•

Pet Portrait on suede board

Taught by Cathy Stone and Kathy Guido

- January 9, 16, 23,30/ 2025 from 1:00 -4:00
- Register online at villageartworkshops.com

•

Parrot in watercolor pencil

Taught by Mark Menendez

- March 17 & 18 2025
- Check villageartworkshops.com for more details. (this has not been posted yet)